

New cases ▾



United States ▾

Arizona ▾

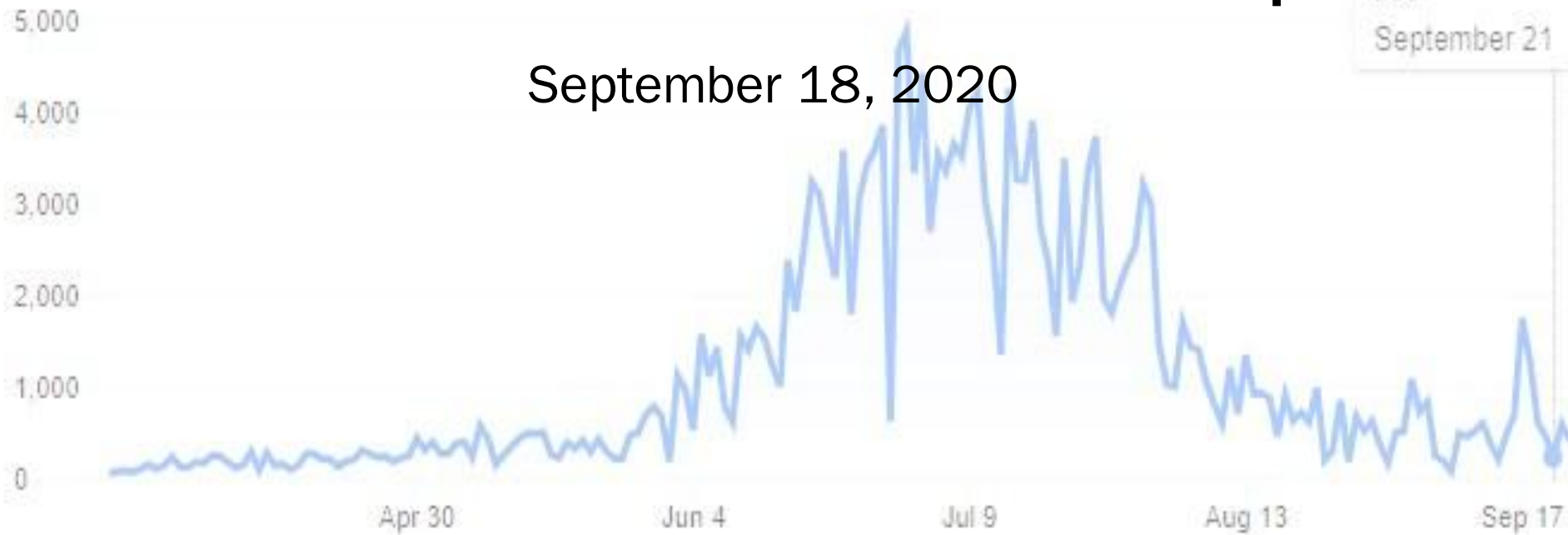
All time ▾

TWS Covid Task Force Report

September 18, 2020

233

September 21



Each day shows new cases reported since the previous day - Updated less than 30 mins ago - Source: [Wikipedia](#)

[About this data](#)

Background



TWS COVID Task Force was formed in March 2020 with the understanding that:


- We would not reopen/stay open if Pima County Health Department or Arizona Department of Health Services advised against it.
- Individuals have their own level of risk tolerance.
- We can mitigate risk, but not eliminate it.
- Objective, scientific-based metrics will be used to help in decision-making.

Metric Choices & Data Sources in July



- In addition to the state and local health department data sources, we selected:
 - [Georgia Tech University Covid Risk calculator](#)
 - Test positivity rate:
 - Metric based on World Health Organization's recommendation that the number of PCR tests that are positive out of the total number of tests performed should be below 5% for a couple of weeks
 - Source from [Johns Hopkins](#) (via COVID Tracking Project sourced from AZDHS)


Georgia Tech Risk Calculator



- In July:
 - Recommended as a benchmark for returning to campus when the red line (top of the curve, representing 20 times the reported incidence of disease) is below the 25% estimated mark for a group of 10-25 people.
- Since Then:
 - Health Experts in our community recommended we focus on 10 times the cases (yellow line).

Test Positivity Rate

- In July:
 - Recommended the WHO's percent threshold of 5%.
- Since Then:
 - We have learned that the Johns Hopkins data uses a different denominator in its calculation, which yields a slightly higher number than reported at AZDHS.
 - AZDHS came out with their own recommendation of 7% and PCHD also approved a reopening threshold when cases are between 5-10% over a two week time period.
 - Recommend using AZDHS 7% positivity alongside PCHD's moderate level range (yellow bar representing a range of 5-10%) as our threshold.



AZDHS & PCHD Specific Resources



- Since July:
 - AZDHS developed a webpage for [school benchmarks by county](#) using 3 metrics to be met over a 2-week period:
 - decline in cases
 - <7% positivity
 - covid-like illnesses in hospitals < 10%
 - Pima County Health Department developed a “[progress report](#)” for community goals using 9 metrics that include
 - Disease Data (the same 3 used in the school benchmark from ADHS)
 - Healthcare System Availability Metrics
 - Public Health Tracking and Prevention
 - Health Dept activated specific school support activities and recommendations including weekly meetings with schools.

COVID Task Force: Recommendations



- Based on the new AZDHS & PCHD metrics and resources we recommend amending the positivity testing rate threshold (from 5% to 7%).
- We recommend following the new AZDHS school benchmarks which require that all 3 benchmarks be met in order for schools to reopen.
- It is reasonable to enact a plan for a phased return to campus for our students.
- COVID Task Force will continue to monitor data trends and support the College of Teachers and Administration with operations planning.

Covid Task Force email: covidtaskforce@TucsonWaldorf.org

<https://tucsonwaldorf.org/parents/covid19/>

